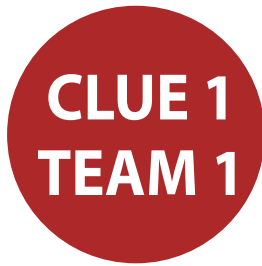


It's not in a shoe.
It's not in a jar.
Number 2 Clue is hidden
where we park the car.


L



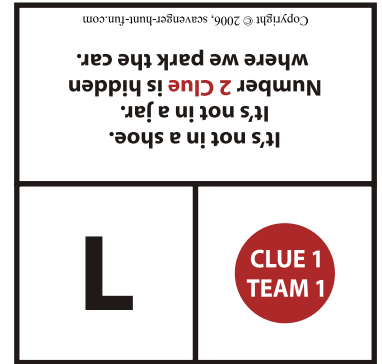
XMOXIDXCXRXOIXWXPXVOXE

Circle each letter that immediately
follows an X
to find the location of your next clue.

L



Print and cut out around the
outside of each 3-part box.

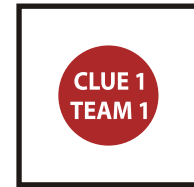


Fold in half.



Fold in half again.

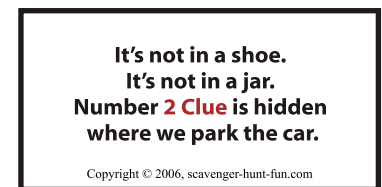
The team/clue marker should be
on the outside facing up.



The letter should be on the
outside facing down.



The clue should be on the
inside.



Copyright © 2006, scavenger-hunt-fun.com

**Your next clue
is hidden on or around
a box that transmits
visual images.**

S

**CLUE 3
TEAM 1**

Copyright © 2006, scavenger-hunt-fun.com

**Solve this rebus puzzle
to find the location of your next clue.**

=  + 

A

**CLUE 4
TEAM 1**

The letters on each clue will be used to spell two words that will give the location of the hidden surprise. Those words will be... HALL CLOSET. Be sure to let the teams know they have to collect the letters. Don't tell them why.

Both teams will be personally handed their first clue and may read it and begin their hunt when you say GO.

Both teams' second clues will be hidden in the garage (anywhere, but in a shoe or a jar - see clue 1).

Note: Be careful when hiding the clues. Don't hide the clue that leads to the garage in the garage, etc. It can sometimes get confusing. Keep reminding yourself that the clue that leads to the next location needs to be hidden at the location before it. This may not be a problem for you, but it sometimes happens.

From the garage onward each team will take a different path, till they end up at their final destination... the HALL CLOSET.

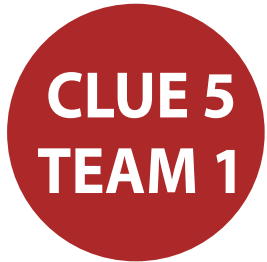
When hiding the clues be sure the side with the team/clue marker is visible and notify your teams that if they see a clue from the other team, they should leave it where it is and not give any indication that they know where it is, otherwise they could unknowingly be helping the other team. Each team has their own color.

2	1	20	8	18	15	15	13	

A	B	C	D	E	F	G	H	I	J	K	L	M
1	2	3	4	5	6	7	8	9	10	11	12	13
N	O	P	Q	R	S	T	U	V	W	X	Y	Z
14	15	16	17	18	19	20	21	22	23	24	25	26

Use the code below to find the location of your next clue.


T



R	G	U	G	M	U
U	E	G	U	G	G
G	M	H	U	U	M
M	U	M	S	G	U
U	G	M	M	A	G
M	G	U	G	U	W

Cross off all the letters in the word **GUM**. The remaining word will be the location of your next clue.

E



The answers to each of the teams' clues are as follows:

TEAM 1

- Clue 1 - Garage
- Clue 2 - Microwave
- Clue 3 - TV
- Clue 4 - Mailbox
- Clue 5 - Bathroom
- Clue 6 - Washer
- Clue 7 - Kitchen Table
- Clue 8 - Patio
- Clue 9 - Refrigerator
- Clue 10 - Hall Closet


TEAM 2

- Clue 1 - Garage
- Clue 2 - Dryer
- Clue 3 - Desk
- Clue 4 - Refrigerator
- Clue 5 - Dishwasher
- Clue 6 - Coffee Table
- Clue 7 - Bookcase
- Clue 8 - Mailbox
- Clue 9 - Patio
- Clue 10 - Hall Closet

ABOUT THE KITCHEN TABLE.
CLUE HIDDEN ON, UNDER OR
YOU CAN FIND YOUR NEXT


If you can't read backwards look at this message
in a mirror to find the location of your next clue.

L



Your next clue is hidden
in or an area that rhymes with...

O



Remember - Clue 1 is handed to the teams when the game begins. Treat bags need to be hidden somewhere in the HALL CLOSET.

The other clues will need to be hidden in the following locations:

GARAGE
Clue 2 - Team 1
Clue 2 - Team 2

MICROWAVE
Clue 3 - Team 1

DRYER
Clue 3 - Team 2

TV
Clue 4 - Team 1

DESK
Clue 4 - Team 2

MAILBOX
Clue 5 - Team 1
Clue 9 - Team 2

REFRIGERATOR
Clue 5 - Team 2
Clue 10 - Team 1

BATHROOM
Clue 6 - Team 1

DISHWASHER
Clue 6 - Team 2

WASHER
Clue 7 - Team 1

COFFEE TABLE
Clue 7 - Team 2

KITCHEN TABLE
Clue 8 - Team 1

BOOKCASE
Clue 8 - Team 2

PATIO Clue 9 - Team 1
Clue 10 - Team 2

G R R T F R R

_ _ _ _ _ I _ _ _ E _ _ A _ _ O _ _

To find the location your next clue
decide which letters below
belong on each of the dashes.

C

**CLUE 9
TEAM 1**

Take the 10 letters you've found on the
backs of the clues you've collected and
unscramble these letters to spell 2 words
which will let you know the location of
a special hidden surprise.

H

**FINAL
CLUE
TEAM 1**